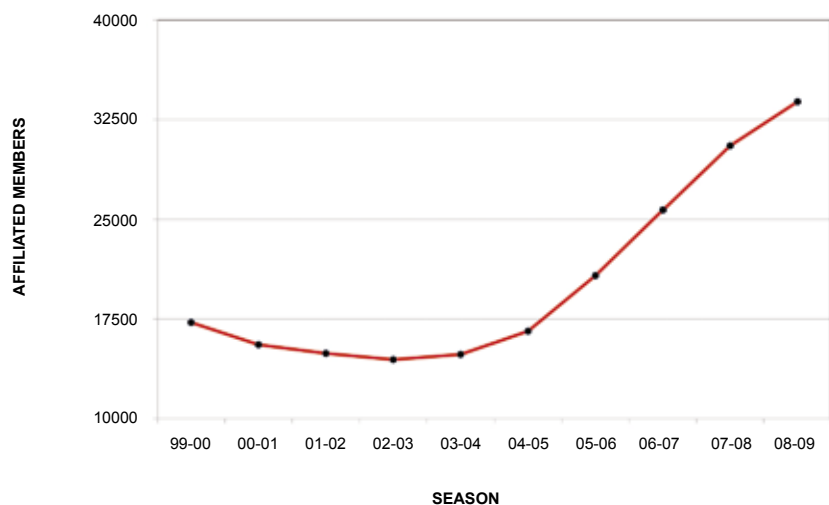


AFFILIATED MEMBERS 1999-00 TO 2008-09 (up to May 2009)



England Basketball provides its members with exclusive benefits and services that are available to all

the leagues, clubs, players, coaches, officials, and volunteers that make up our membership.

Benefits include comprehensive insurance cover for players and clubs, 10% discounts from the England Basketball Shop, discounted hotel rooms, and exclusive member competitions.

Members also receive a monthly edition of Zone Press, England Basketball's online publication, keeping members in touch with national and local basketball news, stories, events and offers.

	00-01	01-02	02-03	03-04	04-05	05-06	06-07	07-08	08-09
1) North West	600	469	526	390	420	1095	2546	3093	3587
2) London	715	990	1019	1028	891	1215	1115	2975	3390
3) South East	1142	1152	1259	1538	1582	1284	1960	2101	2454
4) East	1673	1517	1261	1104	1247	1261	1793	1998	2160
5) North East	742	785	604	508	666	1128	1520	1899	2111
6) East Midlands	1424	1339	1283	1176	1326	1274	1251	1700	2081
7) South West	1279	891	885	846	867	1117	1482	1568	1977
8) South	1532	1453	1118	1368	1261	1366	1731	2141	1823
9) West Midlands	1142	1152	1087	897	1093	1029	1429	1506	1717
10) Yorkshire	542	338	240	262	252	847	893	1146	1368
SUB-TOTALS	10791	10086	9282	9117	9605	11616	15720	20127	22668
Other England	701	694	792	701	1010	2780	2908	3049	3156
National Leagues	4078	4131	4359	5002	5974	6358	7066	7357	8032
TOTAL	15570	14911	14433	14820	16589	20754	25694	30533	33856

AFFILIATED MEMBERS *Inc. National League & British Universities and Colleges Sport (BUCS)*

Region	05-06	06-07	07-08	08-09
1) North West	1929	3718	4342	5040
2) London	2492	2534	4303	4895
3) East Midlands	2364	2478	2884	3355
4) South East	1848	2565	2740	3273
5) East	2044	2702	2994	3204
6) South West	1862	2254	2589	3083
7) South	2092	2585	3092	2843
8) North East	1580	2025	2463	2735
8) West Midlands	1724	2100	2182	2578
10) Yorkshire	1720	1813	2137	2405
SUB-TOTAL	19665	24774	29726	33411
Other	1099	920	807	445
TOTAL	20764	25694	30533	33856



Division One Men Playoff Final 2009
Reading Rockets v Manchester Magic

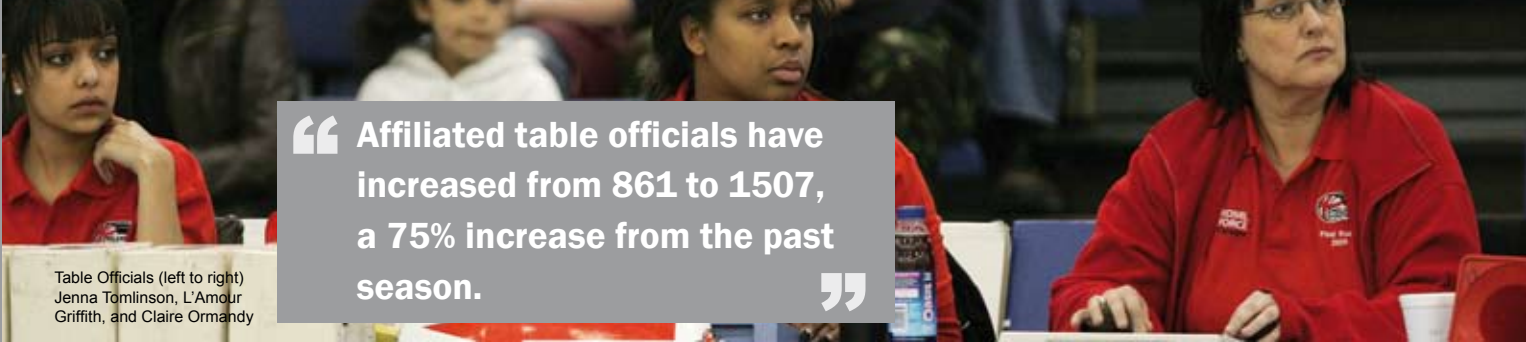
Mike Anfield

MEMBERSHIP AFFILIATION NUMBERS

ENGLAND BASKETBALL AFFILIATION COMPARISONS (up to May 2009)

	00-01	01-02	02-03	03-04	04-05	05-06	06-07	07-08	08-09
NORTH EAST REGION									
Durham	375	407	287	265	301	188	236	358	301
Northumberland Tyne & Wear	178	260	215	243	246	734	1049	1310	1550
Teesside	189	118	102	0	119	127	235	231	260
NORTH WEST REGION									
Furness	0	0	0	0	0	79	48	135	259
Greater Manchester	325	223	318	77	289	679	2080	2115	1983
Isle of Man	0	0	0	0	0	0	0	0	155
Lancashire	67	14	0	101	0	143	183	257	297
Merseyside & NW Cheshire	208	232	208	212	131	273	215	145	291
North Cumbria	0	0	0	0	0	0	0	0	58
Stockport	0	0	0	0	0	0	150	441	548
YORKSHIRE REGION									
Yorkshire	542	338	240	262	252	847	893	737	1110
Leeds & District	0	0	0	0	0	0	0	409	258
EAST MIDLANDS REGION									
Derbyshire	146	212	169	151	126	200	135	120	381
Leicestershire	561	520	473	412	471	490	516	616	658
Lincolnshire	142	114	79	42	135	102	113	85	106
Northamptonshire	307	192	210	247	266	287	273	319	410
Nottinghamshire	268	301	352	324	328	195	214	560	526
WEST MIDLANDS REGION									
N Staffs & S Cheshire	101	69	50	33	28	58	41	69	75
Staffordshire League	89	54	51	0	6	34	29	22	0
Warwickshire	290	263	322	391	334	402	432	558	620
West Midlands	662	766	664	473	725	535	927	857	1022
EAST REGION									
Bedfordshire	0	0	11	0	0	44	31	0	0
Cambridgeshire	414	387	310	261	290	240	236	322	345
Essex	373	370	282	304	443	440	521	517	393
Hertfordshire	401	431	320	228	196	182	288	337	496
Norfolk	327	165	171	156	156	179	273	242	316
Suffolk	158	164	167	155	162	176	348	580	610
LONDON REGION									
Essex Metropolitan League	92	0	0	0	72	41	96	146	278
London	623	803	1019	1028	586	933	958	2493	2680
Middlesex League	0	187	0	0	233	241	157	336	432
SOUTH EAST REGION									
Kent	504	451	416	492	558	554	714	517	558
East Kent	0	0	0	0	0	0	210	220	212
Surrey	285	218	357	364	402	219	618	709	937
Sussex	353	483	486	682	622	511	628	655	747
SOUTH REGION									
Bucks & Oxon	297	314	235	341	212	315	479	405	576
Solent	758	679	419	516	457	394	455	683	572
Wessex	477	460	464	511	592	657	777	1053	675
SOUTH WEST REGION									
Cornwall	48	71	45	0	0	184	224	146	123
Exeter	298	207	162	211	236	207	176	234	169
Gloucestershire	218	86	103	183	193	182	232	252	223
Somerset	0	0	0	0	0	0	276	276	334
Plymouth	166	149	90	55	2	79	91	223	555
West	514	378	485	397	422	451	444	413	520
Wiltshire	35	0	0	0	14	14	39	24	53
OTHER ENGLAND									
EBBA	701	694	792	701	1010	2780	2946	3049	3156
NATIONAL LEAGUES									
	4078	4131	4359	5002	5974	6358	7066	7357	8032
TOTALS									
	15570	14911	14433	14820	16589	20754	25694	30533	33856

COACHES & OFFICIALS AFFILIATED MEMBERS



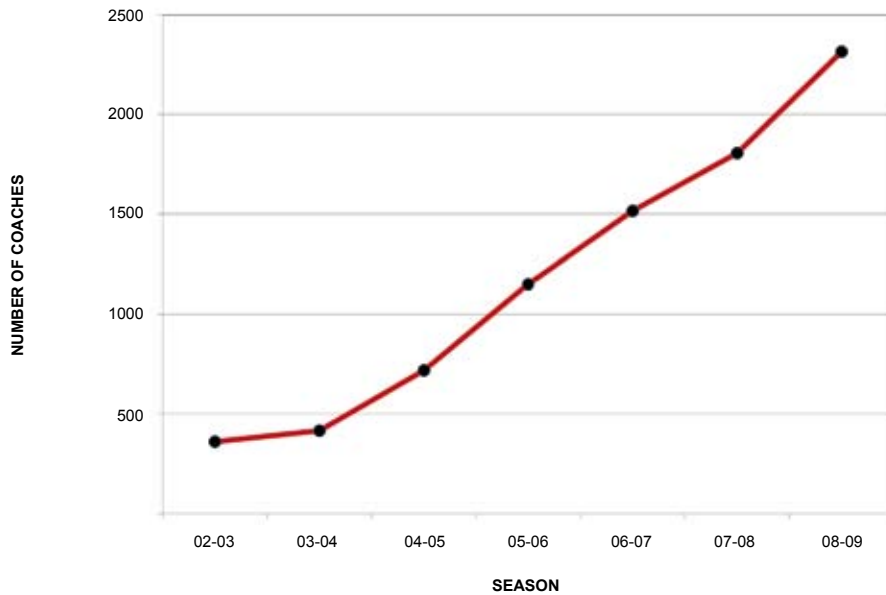
“ Affiliated table officials have increased from 861 to 1507, a 75% increase from the past season. ”

Table Officials (left to right) Jenna Tomlinson, L'Amour Griffith, and Claire Ormandy


Andrew Orchard

	00-01	01-02	02-03	03-04	04-05	05-06	06-07	07-08	08-09
Affiliated Coaches	-	-	359	416	716	1151	1516	1806	2317
Affiliated Referees	-	-	-	-	416	540	789	1050	1391
Affiliated Table Officials	-	-	-	-	220	371	574	861	1507

COACHES

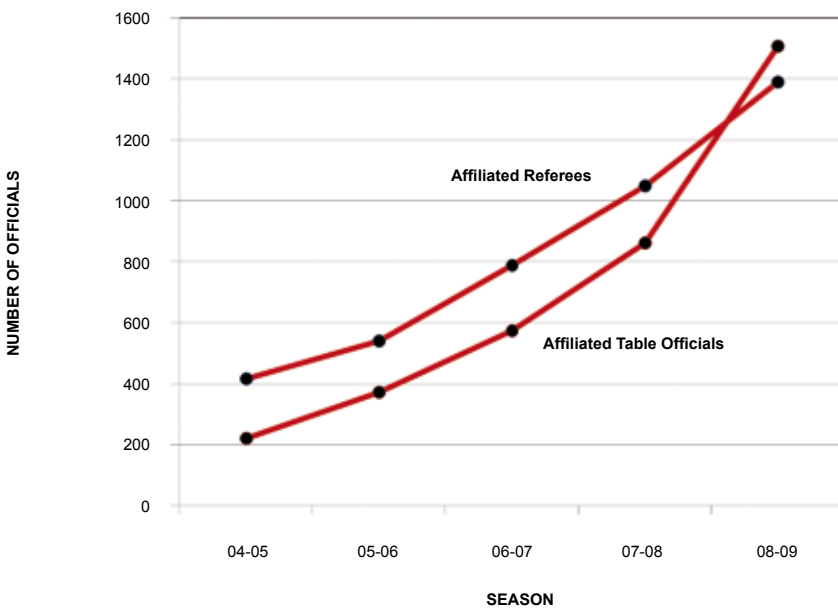


- Affiliated coaches have increased from 1806 to 2317, an increase of 28% from the past season.



Mike Arnfield

OFFICIALS



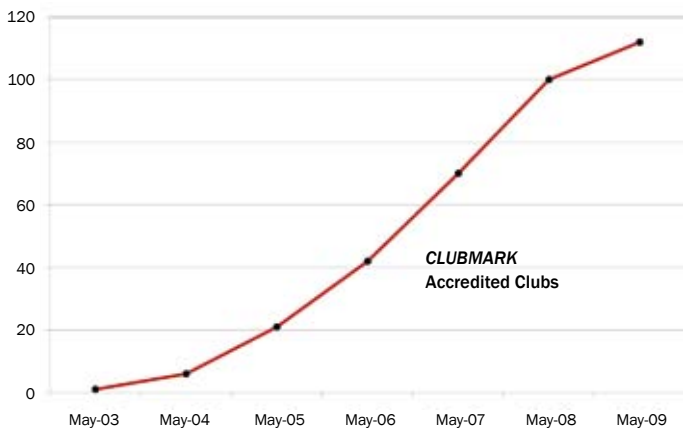
- Affiliated referees have increased from 1050 to 1391, an increase of 32% from the past season.

- Affiliated table officials have increased from 861 to 1507, a 75% increase from the past season.



Andrew Orchard

SPORT ENGLAND - ENGLAND BASKETBALL CLUBMARK



Facts and Figures

- *Sport England – England Basketball Clubmark* continues to be an extremely successful tool in developing quality basketball clubs and increasing participation in those clubs.
- *Clubmark* accredited clubs receive financial incentives for both achieving the award and increasing participation at their club.
- In the year to 31 May 2009, the number of *Clubmark* clubs grew from 100 to 112 (an increase of 12%) surpassing our Sport England target of 110.
- The number of England Basketball Star Accredited clubs grew from 422 to 485 in the same period – an increase of 15%.
- The number of Under 18 players affiliated to *Clubmark* clubs at 31 May 2009 was in excess of 9,500 – again a double digit percentage increase (from 8,000 last season).



Kingston Wildcats School of Basketball
Sport England - England Basketball Clubmark Club

SCHOOL - CLUB LINKS



There are now over 2,400 formally recorded agreements between member clubs and schools



There are now over 2,400 formally recorded agreements between England Basketball member clubs and schools, and included in this are some 115 agreements between clubs and School Sports Partnerships (SSP's). This is an increase of 874 (55%) on last year's figures.

Statistics taken from the 2007-08 PE and School Sport Survey (DCFS / DCMS) show that basketball is in 69% of English schools with 6,415 schools having a link with a basketball club, an increase of 301 (4.9%) on the previous year.



Leicester Riders Camp for school children

'CLUB ASSIST'

As part of England Basketball's communication with clubs, the 1st and 2nd issues of 'Club Assist' electronic magazine were produced and distributed – to all affiliated clubs.

Key features of 'Club Assist' include important club development information and best practice case studies from selected Clubmark accredited clubs.



CLUB DEVELOPMENT WORKSHOPS

This year has seen the successful delivery of the first club development workshops, with free places offered to all affiliated clubs.

The five regional workshops, covering England Basketball's Priorities (2009-2013), School-Club Links and Funding, attracted representatives from over fifty clubs.